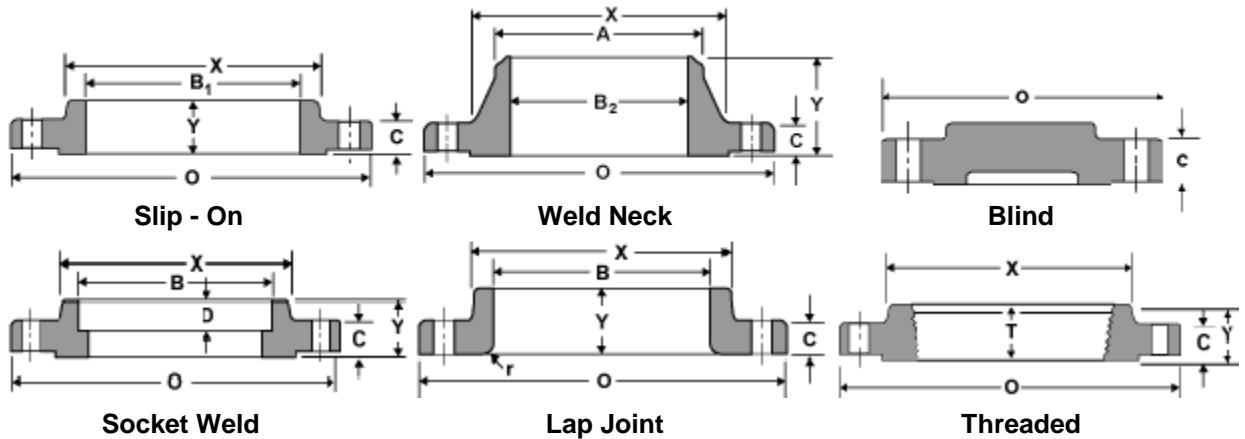


Class 150 Flanges • Dimensional Specification



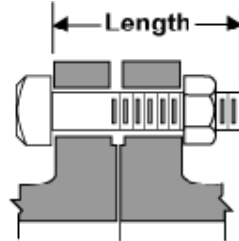
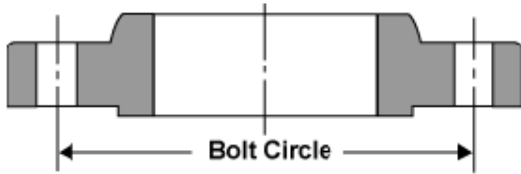
Pipe Size	O	C	X	A	Y	Y	Y	T	B1	B	B2	r	D
	Outside Dia. of Flange	Thickness of Flange, Min.	Dia. of Hub	Dia. of Weld neck	Thd. Slip-On	Lap-Joint	Weld Neck	Thd. Lgth. Thd. Flange Min.	Slip-On, Min.	Lap-Joint, Min.	Weld neck / Socket Weld	Lap-Joint Flange Radius	Depth of Socket
2"	6.00	0.75	3.06	2.38	1.00	1.00	2.50	1.00	2.44	2.46	2.07	0.31	0.69
2-1/2"	7.00	0.88	3.56	2.88	1.12	1.12	2.75	1.12	2.94	2.97	2.47	0.31	0.69
3"	7.50	0.94	4.25	3.50	1.19	1.19	2.75	1.19	3.57	3.60	3.07	0.38	0.75
3-1/2"	8.50	0.94	4.81	4.00	1.25	1.25	2.81	1.25	4.07	4.10	3.55	0.38	0.81
4"	9.00	0.94	5.31	4.50	1.31	1.31	3.00	1.31	4.57	4.60	4.03	0.44	-
5"	10.00	0.94	6.44	5.56	1.44	1.44	3.50	1.44	5.66	5.69	5.05	0.44	-
6"	11.00	1.00	7.56	6.63	1.56	1.56	3.50	1.56	6.72	6.75	6.07	0.50	-
8"	13.50	1.12	9.69	8.63	1.75	1.75	4.00	1.75	8.72	8.75	7.98	0.50	-
10"	16.00	1.19	12.00	10.75	1.94	1.94	4.00	1.94	10.88	10.92	10.02	0.50	-
12"	19.00	1.25	14.38	12.75	2.19	2.19	4.50	2.19	12.88	12.92	12.00	0.50	-

All dimensions given in inches.
Dimensions in accordance with ANSI B16.5

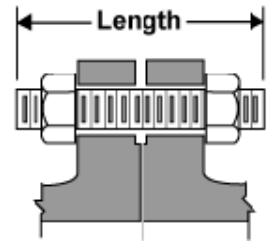
Matco-Norca Commercial / Industrial Sales Team 6100 Preston Road, Suite 250, Frisco TX 75034
• TEL: 877.362.5122 • FAX: 469.362.8100 • www.matco-norca.com/wff



Class 150 Flanges • Bolting Pattern & Bolt Lengths



Machine Bolt With Nut



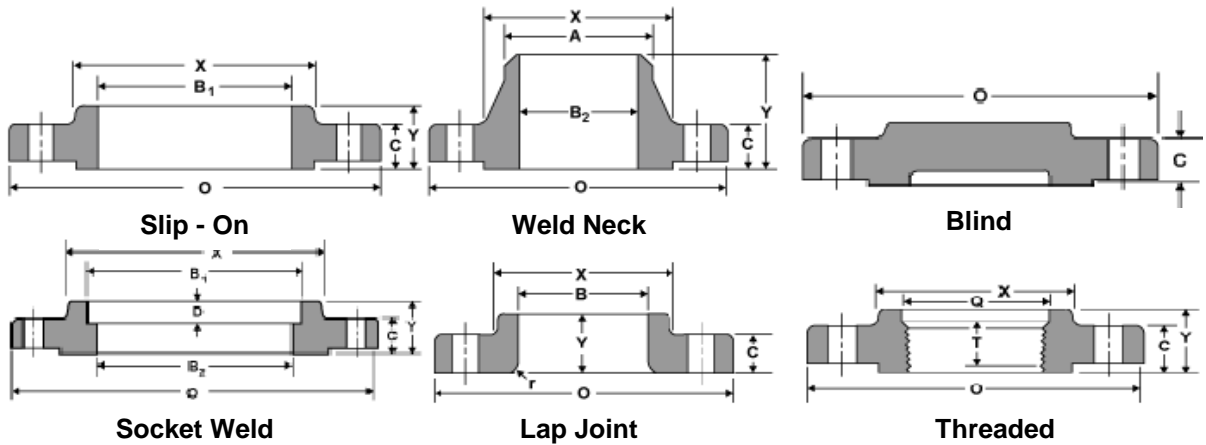
Stud Bolt With Nut

Pipe Size	BOLTING PATTERN AND BOLTS LENGTHS					
	Dia. of Bolt Circle	Dia. of Bolt Holes	Number of Bolts	Dia. of Bolts	Machine Bolts	Stud Bolts
					0.006 in Raised Face	0.006 in Raised Face
2"	4.75	0.75	4	0.62	2.75	3.25
2-1/2"	5.50	0.75	4	0.62	3.00	3.50
3"	6.00	0.75	4	0.62	3.25	3.75
3-1/2"	7.00	0.75	8	0.62	3.25	3.75
4"	7.50	0.75	8	0.62	3.25	3.75
5"	8.50	0.88	8	0.75	3.25	4.00
6"	9.50	0.88	8	0.75	3.50	4.00
8"	11.75	0.88	8	0.75	3.75	4.25
10"	14.25	1.00	12	0.88	4.25	4.75
12"	17.00	1.00	12	0.88	4.25	4.75

Matco-Norca Commercial / Industrial Sales Team 6100 Preston Road, Suite 250, Frisco TX 75034
 • TEL: 877.362.5122 • FAX: 469.362.8100 • www.matco-norca.com/wff



Class 300 Flanges • Dimensional Specification



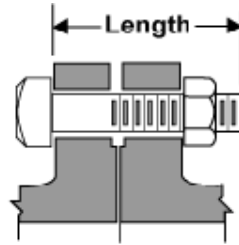
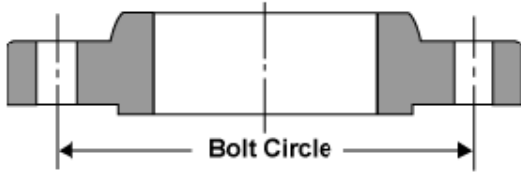
Pipe Size	O	C	X	A	Y	Y	Y	T	B1	B	B2	r	Q
	Outside Dia. of Flange	Thickness of Flange, Min.	Dia. of Hub	Dia. of Weld neck	Thd. Slip - On	Lap-Joint	Weld Neck	Thd. Lgth. Thd. Flange Min.	Slip - On, Min.	Lap - Joint, Min.	Weld neck / Socket Weld	Lap - Joint Flange Radius	Counter - bore Thd. Flange, Min.
2"	6.50	0.88	3.31	2.38	1.31	1.31	2.75	1.12	2.44	2.46	2.07	0.31	2.50
2-1/2"	7.50	1.00	3.94	2.88	1.50	1.50	3.00	1.25	2.94	2.97	2.47	0.31	3.00
3"	8.25	1.12	4.62	3.50	1.69	1.69	3.12	1.25	3.57	3.60	3.07	0.38	3.63
3-1/2"	9.00	1.19	5.25	4.00	1.75	1.75	3.19	1.44	4.07	4.10	3.55	0.38	4.13
4"	10.00	1.25	5.75	4.50	1.88	1.88	3.38	1.44	4.57	4.60	4.03	0.44	4.63
5"	11.00	1.38	7.00	5.56	2.00	2.00	3.88	1.69	5.66	5.69	5.05	0.44	5.69
6"	12.50	1.44	8.12	6.63	2.06	2.06	3.88	1.81	6.72	6.75	6.07	0.50	6.75
8"	15.00	1.62	10.25	8.63	2.44	2.44	4.38	2.00	8.72	8.75	7.98	0.50	8.75

All dimensions given in inches.
Dimensions in accordance with ANSI B16.5

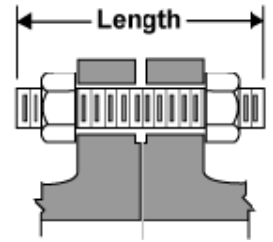
Matco-Norca Commercial / Industrial Sales Team 6100 Preston Road, Suite 250, Frisco TX 75034
• TEL: 877.362.5122 • FAX: 469.362.8100 • www.matco-norca.com/wff



Class 300 Flanges • Bolting Pattern & Bolt Lengths



Machine Bolt With Nut



Stud Bolt With Nut

Pipe Size	BOLTING PATTERN AND BOLTS LENGTHS					
	Dia. of Bolt Circle	Dia. of Bolt Holes	Number of Bolts	Dia. of Bolts	Machine Bolts	Stud Bolts
					0.006 in Raised Face	0.006 in Raised Face
2"	5.00	0.75	8	0.62	3.00	3.50
2-1/2"	5.88	0.88	8	0.62	3.50	4.00
3"	6.62	0.88	8	0.62	3.75	4.25
3-1/2"	7.25	0.88	8	0.62	3.75	4.50
4"	7.88	0.88	8	0.62	4.00	4.50
5"	9.25	0.88	8	0.75	4.25	4.75
6"	10.62	0.88	12	0.75	4.25	5.00
8"	13.00	1.00	12	0.75	4.75	5.50

Matco-Norca Commercial / Industrial Sales Team 6100 Preston Road, Suite 250, Frisco TX 75034
 • TEL: 877.362.5122 • FAX: 469.362.8100 • www.matco-norca.com/wff



Flanges • Calculated Flange Weights in Lbs.

CLASS 150

Approximate Weights

Nominal Pipe Size	Outside Dia. (In)	Slip - On / Thd. Socket Weld	Weld Neck	Blind	Lap-Joint
2"	6.00	5	9	4	5
2-1/2"	7.00	7	11	11	7
3"	7.50	8	14	14	8
3-1/2"	8.50	11	15	13	11
4"	9.00	13	16	19	13
5"	10.00	15	21	21	15
6"	11.00	19	25	28	19
8"	13.50	30	40	48	30
10"	16.00	42	56	70	42
12"	19.00	64	86	105	64

CLASS 300

Approximate Weights

Nominal Pipe Size	Outside Dia. (In)	Slip - On / Thd. Socket Weld	Weld Neck	Blind	Lap-Joint
2"	6.50	7	10	8	7
2-1/2"	7.50	10	13	15	10
3"	8.25	13	16	16	13
3-1/2"	9.00	17	19	20	17
4"	10.00	22	26	27	22
5"	11.00	28	35	41	28
6"	12.50	39	45	50	39
8"	15.00	58	70	80	58

Matco-Norca is not responsible for any printing errors in the data contained herein.

Although care was taken for proper representation, verification of all specifications is the sole responsibility of the customer.

Matco-Norca Commercial / Industrial Sales Team 6100 Preston Road, Suite 250, Frisco TX 75034

• TEL: 877.362.5122 • FAX: 469.362.8100 • www.matco-norca.com/wff

