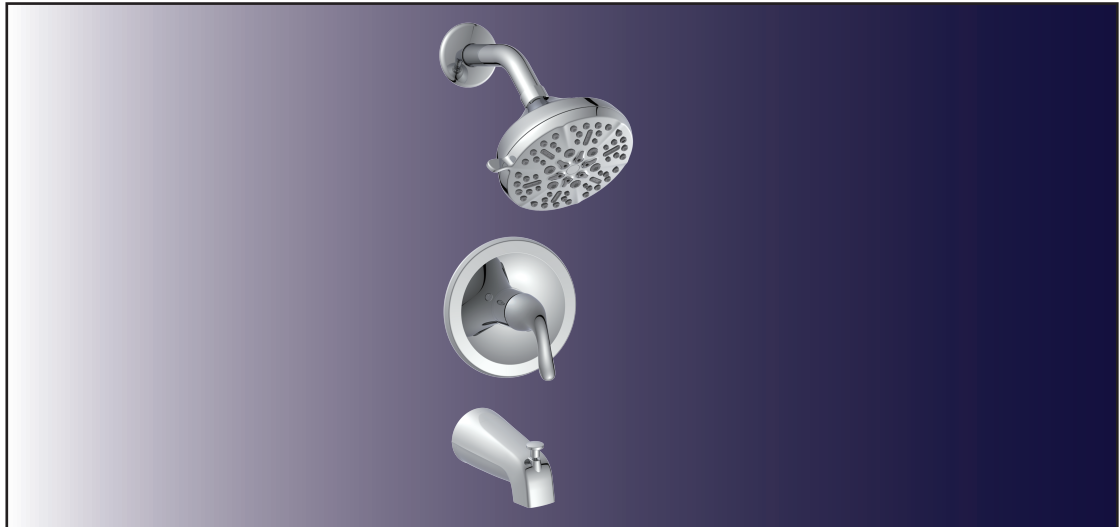


Single Handle Tub & Shower Trim Kit



Product Spec Sheet

FEATURES & BENEFITS

- Metal Lever Handle
- Slip Fit Diverter Spout
- Multifunction Shower Head
- Max Flow Rate 1.5 gpm(5.7L/min) at 80 psi
- Min Flow Rate 1.1 gpm (4.2 L/min) at 45 psi
(ASME A112.18.1M/A112.18.1)

APPROVALS:

Meets or Exceeds The Following:

- * ANSI/ASME A112.18.1M/A112.18.1
- * IAPMO/cUPC
- * ADA Compliant (For Lever Handle Only)

BL-731CJP
Trim Kit for Tub & Shower Faucet
Chrome Finish

BL-731BNJP
Trim Kit for Tub & Shower Faucet
Brushed Nickel Finish

BL-721CJP
Trim Kit for Shower Only Faucet
Chrome Finish

BL-721BNJP
Trim Kit for Shower Only Faucet
Brushed Nickel Finish

BL-701CJP
Trim Kit for Valve Only Faucet
Chrome Finish

BL-701BNJP
Trim Kit for Valve Only Faucet
Brushed Nickel Finish



* WaterSense Only On Models Containing Showerheads

CALIFORNIA:
TEXAS:
NEW YORK:
ILLINOIS:

TEL: 866-532-8306
TEL: 800-935-5456
TEL: 800-431-2082
TEL: 844-412-5068

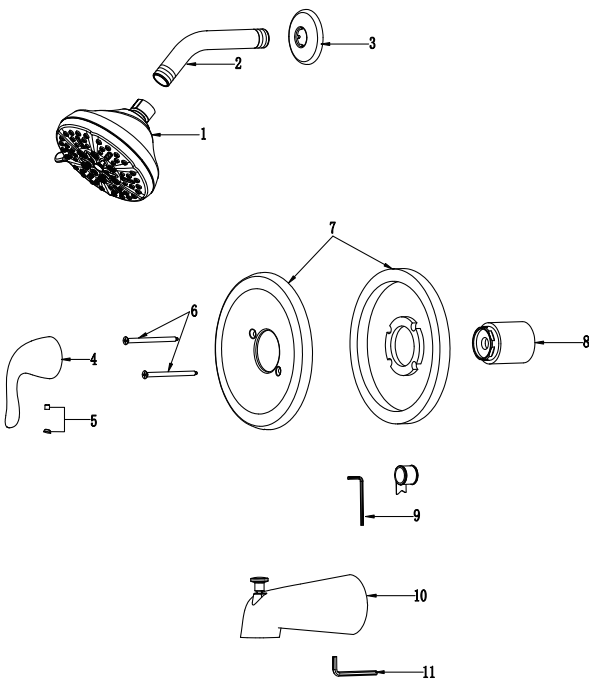
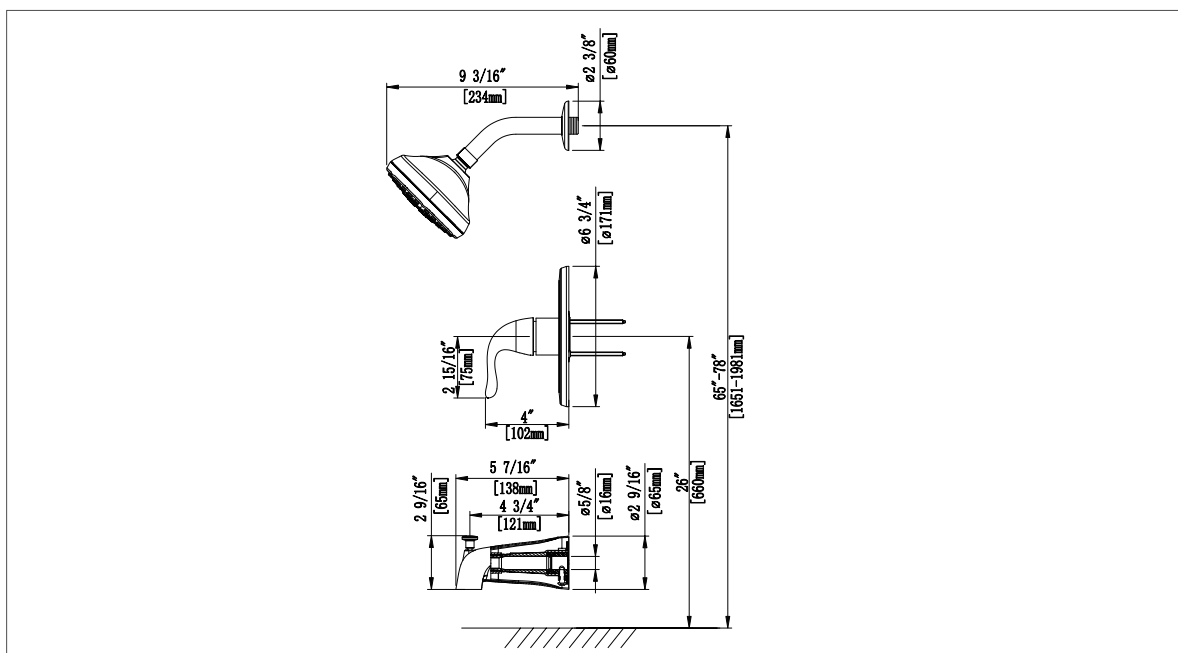
FAX: 866-532-8307
FAX: 800-683-4247
FAX: 800-640-2252
FAX: 800-640-2252

Visit Our Web Site : www.matco-norca.com

BL-701CJP **BL-701BNJP** **BL-731CJP**
 BL-721CJP **BL-721BNJP** **BL-731BNJP**

Single Handle Tub & Shower Trim Kit

No.	Name	Part No.
1	Shower Head	635089CP/BN
2	Shower Arm	616063CP/BN
3	Shower Arm Flange	620031CP/BN
4	Metal Handle Assembly	623240CP/BN
5	Handle Cap	642014
6	Screw Set (3/16" -24 * 4" L)	642449CP/BN
7	Escutcheon Assembly	620003CP/BN
8	Sleeve	642064CP/BN
9	Hex Wrench (H2.5 * 19mm L * 53mm L)	646082
10	Spout W/ Diverter	617005CP/BN
11	Hex Wrench (H4 * 21.3mm L * 57.3mm L)	622089

CALIFORNIA:
TEXAS:
NEW YORK:
ILLINOIS:

TEL: 866-532-8306
TEL: 800-935-5456
TEL: 800-431-2082
TEL: 844-412-5068

FAX: 866-532-8307
FAX: 800-683-4247
FAX: 800-640-2252
FAX: 800-640-2252

Visit Our Web Site : www.matco-norca.com

Product Spec Sheet