

Tubular Products








MATCO-NORCA

Global sourcing. National compliance. Local service.

CALIFORNIA • TEXAS • ILLINOIS • GEORGIA • NEW YORK

Plain Bend, Dishwasher Tailpiece, Tubular P-Trap, & Tubular S-Trap

	MATCO-NORCA MODEL NUMBER	PRODUCT DESCRIPTION	CARTON QUANTITIES	
			INNER	MASTER
 <p>PB071212RB17</p>	PB	Plain Bend		
	PB071212RB17	1-1/2" x 12" x 12" Rough Brass, 17 Gauge	1	25
	PB071818RB17	1-1/2" x 18" x 18" Rough Brass, 17 Gauge	1	25
 <p>DWT071203RB22</p>		Solid Brass Slip Nut & Copper Branch		
	DWT071203RB22	1-1/2" x 12" x 1/2" Rough Brass, 22 Gauge	1	25
	DWT071204RB22	1-1/2" x 12" x 3/4" Rough Brass, 22 Gauge	1	25
	DWT071203RB17	1-1/2" x 12" x 1/2" Rough Brass, 17 Gauge	1	25
 <p>PTRAP0706CP20CO</p>  <p>PTRAP0706CP22</p>  <p>STRAP0706CP22</p>	PTRAP	Tubular P-Trap		
	PTRAP0706CP20CO	1-1/2" x 1-1/4" Chrome Plated, 20 Gauge, With Cleanout	1	25
	PTRAP0706CP22	1-1/2" x 1-1/4" Chrome Plated, 22 Gauge, Less Cleanout	1	25
	PTRAP0706CP17	1-1/2" x 1-1/4" Chrome Plated, 17 Gauge, Less Cleanout	1	25
	PTRAP0706CP17CO	1-1/2" x 1-1/4" Chrome Plated, 17 Gauge, With Cleanout	1	25
	STRAP	Tubular S-Trap		
	STRAP0706CP22	1-1/2" x 1-1/4" Chrome Plated, 22 Gauge, Less Cleanout	1	25

Waste Bend







WB078RB22





WB0712CP22

WB	MATCO-NORCA MODEL NUMBER	PRODUCT DESCRIPTION	CARTON QUANTITIES	
			INNER	MASTER
Waste Bend				
One Zinc Die Cast Slip Nut Attached				
	WB076RB22	1-1/2" x 6" Rough Brass, 22 Gauge	1	25
	WB078RB22	1-1/2" x 8" Rough Brass, 22 Gauge	1	25
	WB0712RB22	1-1/2" x 12" Rough Brass, 22 Gauge	1	25
	WB0715RB22	1-1/2" x 15" Rough Brass, 22 Gauge	1	25
	WB0718RB22	1-1/2" x 18" Rough Brass, 22 Gauge	1	25
	WB0724RB22	1-1/2" x 24" Rough Brass, 22 Gauge	1	25
	WB0730RB22	1-1/2" x 30" Rough Brass, 22 Gauge	1	25
	WB0736RB22	1-1/2" x 36" Rough Brass, 22 Gauge	1	25
	WB0712CP22	1-1/2" x 12" Chrome Plated, 22 Gauge	1	25
	WB0718CP22	1-1/2" x 18" Chrome Plated, 22 Gauge	1	25
	WB0724CP22	1-1/2" x 24" Chrome Plated, 22 Gauge	1	25
One Brass Slip Nut Attached				
	WB078RB17	1-1/2" x 8" Rough Brass, 17 Gauge	1	25
	WB0712RB17	1-1/2" x 12" Rough Brass, 17 Gauge	1	25
	WB0715RB17	1-1/2" x 15" Rough Brass, 17 Gauge	1	25
	WB0718RB17	1-1/2" x 18" Rough Brass, 17 Gauge	1	25
	WB0724RB17	1-1/2" x 24" Rough Brass, 17 Gauge	1	25
	WB0712CP17	1-1/2" x 12" Chrome Plated, 17 Gauge	1	25



Milwaukee Trap, Double Waste Bend & Slip Joint Elbow

	MATCO-NORCA MODEL NUMBER	PRODUCT DESCRIPTION	CARTON QUANTITIES		
			INNER	MASTER	
MTRAP Milwaukee Trap					
 <p>MTRAP0706CP17CO</p>	MTRAP0706CP17CO	1-1/2" x 1-1/4" Chrome Plated, 17 Gauge, With Cleanout	1	25	
	MTRAP0706CP20	1-1/2" x 1-1/4" Chrome Plated, 20 Gauge, Less Cleanout	1	25	
 <p>MTRAP0706CP20</p>					
DWB Double Waste Bend					
 <p>DWB0724RB22</p>	DWB0724RB22	1-1/2" x 24" Rough Brass, 22 Gauge	1	25	
	DWB0724RB17	1-1/2" x 24" Rough Brass, 17 Gauge	1	25	
SJL Slip Joint Elbow					
 <p>SJL066CP22</p>	SJL066CP22	1-1/4" x 6" Chrome Plated, 22 Gauge	1	25	
	SJL068CP22	1-1/4" x 8" Chrome Plated, 22 Gauge	1	25	
	SJL0612CP22	1-1/4" x 12" Chrome Plated, 22 Gauge	1	25	
	Two Brass Slip Nuts Attached				
	SJL066CP17	1-1/4" x 6" Chrome Plated, 17 Gauge	1	25	
	SJL068CP17	1-1/4" x 8" Chrome Plated, 17 Gauge	1	25	
SJL0612CP17	1-1/4" x 12" Chrome Plated, 17 Gauge	1	25		



Direct Connect Waste Bend & Flanged Tailpiece

	MATCO-NORCA MODEL NUMBER	PRODUCT DESCRIPTION	CARTON QUANTITIES	
			INNER	MASTER
 <p>DCWB0712RB22</p> <p>DCWB0712CP22</p>	DCWB Direct Connect Waste Bend			
	DCWB0712RB22	1-1/2" x 12" Rough Brass, 22 Gauge	1	25
	DCWB0715RB22	1-1/2" x 15" Rough Brass, 22 Gauge	1	25
	DCWB0718RB22	1-1/2" x 18" Rough Brass, 22 Gauge	1	25
	DCWB0724RB22	1-1/2" x 24" Rough Brass, 22 Gauge	1	25
	DCWB0712CP22	1-1/2" x 12" Chrome Plated, 22 Gauge	1	25
	DCWB0712RB17	1-1/2" x 12" Rough Brass, 17 Gauge	1	25
	DCWB0715RB17	1-1/2" x 15" Rough Brass, 17 Gauge	1	25
	DCWB0718RB17	1-1/2" x 18" Rough Brass, 17 Gauge	1	25
	DCWB0712CP17	1-1/2" x 12" Chrome Plated, 17 Gauge	1	25
 <p>FT078RB22</p>	FT Flanged Tailpiece			
	FT078RB22	1-1/2" x 8" Rough Brass, 22 Gauge	1	25
	FT0712RB22	1-1/2" x 12" Rough Brass, 22 Gauge	1	25
	FT0718RB22	1-1/2" x 18" Rough Brass, 22 Gauge	1	25
	FT0724RB22	1-1/2" x 24" Rough Brass, 22 Gauge	1	25
	FT0712CP22	1-1/2" x 12" Chrome Plated, 22 Gauge	1	25
	FT078RB17	1-1/2" x 8" Rough Brass, 17 Gauge	1	25
	FT0712RB17	1-1/2" x 12" Rough Brass, 17 Gauge	1	25
	FT0712CP17	1-1/2" x 12" Chrome Plated, 17 Gauge	1	25
	FT0718RB17	1-1/2" x 18" Rough Brass, 17 Gauge	1	25

Threaded Tube, Sloan Tailpiece & Double Offset

	MATCO-NORCA MODEL NUMBER	PRODUCT DESCRIPTION	CARTON QUANTITIES		
			INNER	MASTER	
	TT	Threaded Tube			
	TT068CP22	1-1/4" x 8" Chrome Plated, 22 Gauge	1	25	
	TT0612CP22	1-1/4" x 12" Chrome Plated, 22 Gauge	1	25	
	TT0618CP22	1-1/4" x 18" Chrome Plated, 22 Gauge	1	25	
	TT0712CP22	1-1/2" x 12" Chrome Plated, 22 Gauge	1	25	
	TT078RB22	1-1/2" x 8" Rough Brass, 22 Gauge	1	25	
	TT0712RB22	1-1/2" x 12" Rough Brass, 22 Gauge	1	25	
	TT0718RB22	1-1/2" x 18" Rough Brass, 22 Gauge	1	25	
	TT068CP17	1-1/4" x 8" Chrome Plated, 17 Gauge	1	25	
	TT0612CP17	1-1/4" x 12" Chrome Plated, 17 Gauge	1	25	
	TT0618CP17	1-1/4" x 18" Chrome Plated, 17 Gauge	1	25	
	TT0712CP17	1-1/2" x 12" Chrome Plated, 17 Gauge	1	25	
	TT078RB17	1-1/2" x 8" Rough Brass, 17 Gauge	1	25	
	TT0712RB17	1-1/2" x 12" Rough Brass, 17 Gauge	1	25	
	TT0718RB17	1-1/2" x 18" Rough Brass, 17 Gauge	1	25	
		DO	Double Offset		
			Two Zinc Die Cast Slip Nuts Attached		
		DO0612CP22	1-1/4" x 12" Chrome Plated, 22 Gauge	1	25
		DO0712RB22	1-1/2" x 12" Rough Brass, 22 Gauge	1	25
DO0712CP22		1-1/2" x 12" Chrome Plated, 22 Gauge	1	25	
		Two Brass Slip Nuts Attached			
DO0612CP17		1-1/4" x 12" Chrome Plated, 17 Gauge	1	25	
DO0712RB17		1-1/2" x 12" Rough Brass, 17 Gauge	1	25	
DO0712CP17		1-1/2" x 12" Chrome Plated, 17 Gauge	1	25	

Slip Joint Extension & Slip Nuts

	MATCO-NORCA MODEL NUMBER	PRODUCT DESCRIPTION	CARTON QUANTITIES	
			INNER	MASTER
 <p>SJX068CP22 SJX078RB22</p>	SJX Slip Joint Extension			
	One Zinc Die Cast Slip Nut Attached			
	SJX068CP22	1-1/4" x 8" Chrome Plated, 22 Gauge	1	25
	SJX0612CP22	1-1/4" x 12" Chrome Plated, 22 Gauge	1	25
	SJX0618CP22	1-1/4" x 18" Chrome Plated, 22 Gauge	1	25
	SJX0712CP22	1-1/2" x 12" Chrome Plated, 22 Gauge	1	25
	SJX078RB22	1-1/2" x 8" Rough Brass, 22 Gauge	1	25
	SJX0712RB22	1-1/2" x 12" Rough Brass, 22 Gauge	1	25
	SJX0718RB22	1-1/2" x 18" Rough Brass, 22 Gauge	1	25
	One Brass Slip Nut Attached			
SJX0612CP17	1-1/4" x 12" Chrome Plated, 17 Gauge	1	25	
SJX0712RB17	1-1/2" x 12" Rough Brass, 17 Gauge	1	25	
 <p>NT-155C NT-155R</p>	NT Slip Nuts			
	Solid Brass - Chrome			
	NT-125C	1-1/4" x 1-1/4"	250	500
	NT-152C	1-1/2" x 1-1/4"	250	500
	NT-155C	1-1/2" x 1-1/2"	250	500
	Solid Brass - Rough Brass			
	NT-125R	1-1/4" x 1-1/4"	250	500
	NT-152R	1-1/2" x 1-1/4"	250	500
	NT-155R	1-1/2" x 1-1/2"	250	500
	Die Cast - Chrome			
	NT-125DCC	1-1/4" x 1-1/4"	250	500
	NT-152DCC	1-1/2" x 1-1/4"	200	400
	NT-155DCC	1-1/2" x 1-1/2"	200	400
	Die Cast - Rough Brass			
	NT-125DCR	1-1/4" x 1-1/4"	250	500
NT-152DCR	1-1/2" x 1-1/4"	200	400	
NT-155DCR	1-1/2" x 1-1/2"	250	500	



Global sourcing. National compliance. Local service.

CALIFORNIA

5595 Fresca Dr., La Palma CA 90623

• Toll Free: 866-532-8306 • Fax: 866-532-8307

TEXAS

1150 Silber Rd., Houston TX 77055

• Toll Free: 800-935-5456 • Fax: 713-680-2999

ILLINOIS

278 Windy Point Dr., Glendale Heights, IL 60139

• Toll Free: 844-412-5068 • Fax: 800-640-2252

GEORGIA

113 Industrial Blvd., Americus, GA 31709

• Toll Free: 800-433-7526 • Fax: 800-533-5134

NEW YORK

PO Box 27, R.22, Brewster NY 10509

• Toll Free: 800-431-2082 • Fax: 845-278-9056

WEB: www.matco-norca.com

EMAIL: mail@matco-norca.com